

21 April 2005

AGREEMENT

CONCERNING THE ADOPTION OF UNIFORM TECHNICAL PRESCRIPTIONS FOR WHEELED VEHICLES, EQUIPMENT AND PARTS WHICH CAN BE FITTED AND/OR BE USED ON WHEELED VEHICLES AND THE CONDITIONS FOR RECIPROCAL RECOGNITION OF APPROVALS GRANTED ON THE BASIS OF THESE PRESCRIPTIONS */

(Revision 2, including the amendments which entered into force on 16 October 1995)

Addendum 118: Regulation No. 119

Date of entry into force: 6 April 2005

UNIFORM PROVISIONS CONCERNING THE APPROVAL OF CORNERING LAMPS FOR POWER-DRIVEN VEHICLES



UNITED NATIONS

*/ Former title of the Agreement:

Agreement Concerning the Adoption of Uniform Conditions of Approval and Reciprocal Recognition of Approval for Motor Vehicle Equipment and Parts, done at Geneva on 20 March 1958.

Regulation No. 119

UNIFORM PROVISIONS CONCERNING THE APPROVAL
OF CORNERING LAMPS FOR POWER-DRIVEN VEHICLES

TABLE OF CONTENTS

REGULATION	<u>Page</u>
1. Definitions	5
2. Application for approval.....	5
3. Markings.....	6
4. Approval.....	7
5. General specifications	9
6. Intensity of light emitted	9
7. Test procedure	10
8. Colour of light emitted	10
9. Conformity of production.....	11
10. Penalties for non-conformity of production	11
11. Production definitely discontinued.....	11
12. Names and addresses of technical services responsible for conducting approval tests, and of administrative departments.....	12
ANNEXES	
<u>Annex 1</u> - Communication concerning the approval or refusal or withdrawal of approval or production definitely discontinued of a type of cornering lamp pursuant to Regulation No. 119	
<u>Annex 2</u> - Examples of arrangements of approval marks	

TABLE OF CONTENTS (continued)

- Annex 3 - Photometric measurements
- Annex 4 - Colour of white light
- Annex 5 - Minimum requirements for conformity of production control procedures
- Annex 6 - Minimum requirements for sampling by an inspector

1. DEFINITIONS

1.1. The definitions given in Regulation No. 48 and its series of amendments in force at the time of application for type approval shall apply to this Regulation.

1.2. "Cornering lamps of different types" means lamps which differ in such essential respects as:

- the trade name or mark;
- the characteristics of the optical system (level of intensity, light distribution angles, category of filament lamp, light source module, etc.);

A change of the colour of the filament lamp or the colour of any filter does not constitute a change of type.

1.2.1. the trade name or mark;

1.2.2. the characteristics of the optical system;

1.2.3. the inclusion of components capable of altering the optical effects by reflection, refraction or absorption; and

1.2.4. the category of filament lamp.

2. APPLICATION FOR APPROVAL

2.1. The application for approval shall be submitted by the holder of the trade name or mark or by his duly accredited representative.

2.2. For each type of cornering lamp, the application shall be accompanied by:

2.2.1. drawings, in triplicate, in sufficient detail to permit identification of the type of the cornering lamp and showing in what geometrical position the cornering lamp is to be mounted on the vehicle; the axis of observation to be taken as the axis of reference in the tests (horizontal angle $H = 0$, vertical angle $V = 0$); and the point to be taken as the centre of reference in the said tests. The drawings must show the position intended for the approval number and the additional symbol in relation to the circle of the approval mark;

2.2.2. a brief technical description stating, in particular, with the exception of lamps with non-replaceable light sources:

- the category or categories of filament lamp(s) prescribed; this filament lamp category shall be one of those contained in Regulation No. 37; and/or
- the light source module specific identification code.

2.2.3. two samples. If the devices are not identical but are symmetrical and suitable for mounting one on the left and one on the right side of the vehicle, the two samples submitted may be identical and be suitable for mounting only on the right or only on the left side of the vehicle.

3. MARKINGS

The samples of a type of cornering lamp submitted for approval shall:

3.1. bear the trade name or mark of the applicant; this marking shall be clearly legible and be indelible;

3.2. with the exception of lamps with non-replaceable light sources, bear a clearly legible and indelible marking indicating:

- the category or categories of filament lamp(s) prescribed; and/or
- the light source module specific identification code.

3.3. provide adequate space for the approval mark and for the additional symbols prescribed in paragraph 4.3. below; the said space shall be shown in the drawings referred to in paragraph 2.2.1. above;

3.4. in the case of lamps with non-replaceable light sources or light source module(s), bear the marking of the rated voltage and rated wattage.

3.5. in the case of lamps with light source module(s), the light source module(s) shall bear:

3.5.1. the trade name or mark of the applicant; this marking must be clearly legible and indelible;

3.5.2. the specific identification code of the module; this marking must be clearly legible and indelible.

This specific identification code shall comprise the starting letters "MD" for "MODULE" followed by the approval marking without the circle as prescribed in paragraph 4.3.1.1. below; this specific identification code shall be shown in the drawings mentioned in paragraph 2.2.1. above. The approval marking does not have to be the same as the one on the lamp in which the module is used, but both markings shall be from the same applicant.

3.5.3. the marking of the rated voltage and rated wattage.

4. APPROVAL

- 4.1. If the two samples of a type of cornering lamp meet the requirements of this Regulation, approval shall be granted.
- 4.2. An approval number shall be assigned to each type approved. The same Contracting Party shall not assign the same number to another type of cornering lamp covered by this Regulation. Notice of approval or of extension or refusal or withdrawal of approval or production definitely discontinued of a type of cornering lamp pursuant to this Regulation shall be communicated to the Parties to the 1958 Agreement which apply this Regulation by means of a form conforming to the model in Annex 1 to this Regulation.
- 4.3. Every cornering lamp conforming to a type approved under this Regulation shall bear in the space referred to in paragraph 3.3. above, in addition the mark and the particulars prescribed above in paragraphs 3.1., 3.2. and 3.3. or 3.4. respectively:
- 4.3.1. an international approval mark consisting of:
- 4.3.1.1. a circle surrounding the letter "E" followed by the distinguishing number of the country which has granted the approval; 1/ and
- 4.3.1.2. an approval number;
- 4.3.2. an additional symbol consisting of the letter "K" as shown in Annex 2 to this Regulation.

1/ 1 for Germany, 2 for France, 3 for Italy, 4 for the Netherlands, 5 for Sweden, 6 for Belgium, 7 for Hungary, 8 for the Czech Republic, 9 for Spain, 10 for Serbia and Montenegro, 11 for the United Kingdom, 12 for Austria, 13 for Luxembourg, 14 for Switzerland, 15 (vacant), 16 for Norway, 17 for Finland, 18 for Denmark, 19 for Romania, 20 for Poland, 21 for Portugal, 22 for the Russian Federation, 23 for Greece, 24 for Ireland, 25 for Croatia, 26 for Slovenia, 27 for Slovakia, 28 for Belarus, 29 for Estonia, 30 (vacant), 31 for Bosnia and Herzegovina, 32 for Latvia, 33 (vacant), 34 for Bulgaria, 35 (vacant), 36 for Lithuania, 37 for Turkey, 38 (vacant), 39 for Azerbaijan, 40 for The former Yugoslav Republic of Macedonia, 41 (vacant), 42 for the European Community (Approvals are granted by its Member States using their respective ECE symbol), 43 for Japan, 44 (vacant), 45 for Australia, 46 for Ukraine, 47 for South Africa, 48 for New Zealand, 49 for Cyprus, 50 for Malta and 51 for the Republic of Korea. Subsequent numbers shall be assigned to other countries in the chronological order in which they ratify or accede to the Agreement Concerning the Adoption of Uniform Technical Prescriptions for Wheeled Vehicles, Equipment and Parts which can be Fitted and/or be Used on Wheeled Vehicles and the Conditions for Reciprocal Recognition of Approvals Granted on the Basis of these Prescriptions, and the numbers thus assigned shall be communicated by the Secretary-General of the United Nations to the Contracting Parties to the Agreement.

- 4.3.3. The first two digits of the approval number which indicate the most recent series of amendments to this Regulation may be placed in the vicinity of the additional letter "K".
- 4.4. When two or more lamps are part of the same assembly of grouped, combined or reciprocally incorporated lamps, approval is granted only if each of these lamps satisfies the requirements of this Regulation or of another Regulation. Lamps not satisfying any one of those Regulations shall not be part of such an assembly of grouped, combined or reciprocally incorporated lamps.
- 4.4.1. Where grouped, combined or reciprocally incorporated lamps comply with the requirements of several Regulations, a single international approval mark may be applied, consisting of a circle surrounding the letter "E" followed by the distinguishing number of the country which has granted the approval, an approval number and, if necessary, the required arrow. This approval mark may be placed anywhere on the grouped, combined or reciprocally incorporated lamps provided that;
- 4.4.1.1. It is visible after their installation;
- 4.4.1.2. No part of the grouped, combined or reciprocally incorporated lamps that transmits light can be removed without at the same time removing the approval mark.
- 4.4.2. The identification symbol for each lamp appropriate to each Regulation under which approval has been granted, together with the corresponding series of amendments incorporating the most recent major technical amendments to the Regulation at the time of issue of the approval, shall be marked:
- 4.4.2.1. either on the appropriate light-emitting surface;
- 4.4.2.2. or in a group, in such a way that each lamp of the grouped, combined or reciprocally incorporated lamps may be clearly identified (see three possible examples in Annex 2).
- 4.4.3. The size of the components of a single approval mark shall not be less than the minimum size required for the smallest of the individual marks by a Regulation under which approval has been granted.
- 4.4.4. An approval number shall be assigned to each type approved. The same Contracting Party may not assign the same number to another type of grouped, combined or reciprocally incorporated lamps covered by this Regulation.

- 4.5. The mark and symbol referred to in paragraphs 4.3.1. and 4.3.2. shall be indelible and shall be clearly legible even when the cornering lamp is mounted on the vehicle.
- 4.6. Annex 2 gives examples of approval marks for a single lamp (figure 1) and for grouped, combined or reciprocally incorporated lamps (figure 2) with all the additional symbols referred to above, in which the letter "K" indicates a cornering lamp.
- 4.7. The approval marking shall be clearly legible and indelible. It may be placed on an inner or outer part (transparent or not) of the device which cannot be separated from the transparent part of the device emitting the light. In any case the marking shall be visible when the device is fitted on the vehicle or when a movable part such as the hood or boot lid or a door is opened.

5. GENERAL SPECIFICATIONS

- 5.1. Each sample shall conform to the specifications set forth in the paragraphs below.
- 5.2. Cornering lamps shall be so designed and constructed that in normal use, despite the vibration to which they may then be subjected, they continue to function satisfactorily and retain the characteristics prescribed by this Regulation.
- 5.3. Light source module
- 5.3.1. The design of the light source module(s) shall be such that even in darkness the light source module (s) can be fitted in no other position, but the correct one.
- 5.3.2. The light source module(s) shall be tamperproof.

6. INTENSITY OF LIGHT EMITTED

- 6.1. The intensity of light emitted by each of two samples shall be not less than the minimum intensity and not greater than the maximum intensity specified in paragraphs 6.2. and 6.3. The intensity shall be measured in relation to the axis of reference in the directions shown below (expressed in degrees of angle with the axis of reference). Test points are given for a lamp mounted on the left side of the vehicle, the L designations become R designations for a lamp mounted on the right side of the vehicle.

6.2. For the left-hand device, the minimum intensity of the light at the specified measuring points shall be as follows:

- (1) 2.5D – 30L: 240 cd
- (2) 2.5D – 45L: 400 cd
- (3) 2.5D – 60L: 240 cd

The same values apply symmetrically for a right-hand device. (Shown in Annex 3)

6.3. The intensity of the light emitted in all directions shall not exceed 300 cd above the horizontal plane, 600 cd on the 0.57D-L and R line and 10,000 cd below this line.

6.4. In the areas of 10 degrees above and below the horizontal and between 30 and 60 degrees outward the light intensity shall be at least 1.0 cd.

6.5. In the case of a single lamp containing more than one light source, the lamp shall comply with the minimum intensity required when any one light source has failed and when all light sources are illuminated the maximum intensities shall not be exceeded.

7. TEST PROCEDURE

7.1. All measurements shall be carried out with uncoloured standard filament lamps of the types prescribed for the device, adjusted to produce the reference luminous flux prescribed for those types of filament lamps.

7.1.1. All measurements on lamps equipped with non-replaceable light sources (filament lamps and other) shall be made at 6.75 V, 13.5 V or 28.0 V respectively.

In the case of light sources supplied by a special power supply, the above test voltages shall be applied to the input terminals of that power supply. The test laboratory may require from the manufacturer the special power supply needed to supply the light sources.

8. COLOUR OF LIGHT EMITTED

8.1. The colour of the light emitted shall be white.

8.2. The colour of the light emitted inside the field of the light distribution grid defined in paragraph 2. of Annex 3 shall be within the limits of the coordinates prescribed in Annex 4 to this Regulation. Outside this field, no sharp variations of colour shall be observed.

9. CONFORMITY OF PRODUCTION

The conformity of production procedures shall comply with those set out in the Agreement, Appendix 2 (E/ECE/324-E/ECE/TRANS/505/Rev.2), with the following requirements:

- 9.1. Lamps approved under this Regulation shall be so manufactured as to conform to the type approved by meeting the requirements set forth in paragraphs 6. and 8. above.
- 9.2. The minimum requirements for conformity of production control procedures set forth in Annex 5 to this Regulation shall be complied with.
- 9.3. The minimum requirements for sampling by an inspector set forth in Annex 6 to this regulation shall be complied with.
- 9.4. The authority which has granted type approval may at any time verify the conformity control methods applied in each production facility. The normal frequency of these verifications shall be once every two years.

10. PENALTIES FOR NON-CONFORMITY OF PRODUCTION

- 10.1. The approval granted in respect of a type of cornering lamp pursuant to this Regulation may be withdrawn if the foregoing requirements are not complied with or if a cornering lamp bearing the mark referred to in paragraphs 4.3.1. and 4.3.2. does not conform to the type approved.
- 10.2. If a Contracting Party to the Agreement which applies this Regulation withdraws an approval it has previously granted, it shall forthwith so notify the other Contracting Parties applying this Regulation by means of a communication form conforming to the model in Annex 1 to this Regulation.

11. PRODUCTION DEFINITELY DISCONTINUED

If the holder of the approval completely ceases to manufacture a type of cornering lamp approved in accordance with this Regulation, he shall so inform the authority which granted the approval. Upon receiving the relevant communication that authority shall inform thereof the other Parties to the 1958 Agreement which apply this Regulation by means of a communication form conforming to the model in Annex 1 to this Regulation.

12. NAMES AND ADDRESSES OF TECHNICAL SERVICES RESPONSIBLE FOR CONDUCTING APPROVAL TESTS, AND OF ADMINISTRATIVE DEPARTMENTS

The Parties to the 1958 Agreement which apply this Regulation shall communicate to the United Nations secretariat the names and addresses of the technical services responsible for conducting approval tests and of the administrative departments which grant approval and to which forms certifying approval or extension or refusal or withdrawal of approval, issued in other countries or production definitely discontinued, are to be sent.

Annex 1

COMMUNICATION

(maximum format: A4 (210 x 297 mm))



issued by: Name of administration:
.....
.....
.....

concerning: 2/

- APPROVAL GRANTED
- APPROVAL EXTENDED
- APPROVAL REFUSED
- APPROVAL WITHDRAWN
- PRODUCTION DEFINITELY DISCONTINUED

of a type of cornering lamp pursuant to Regulation No. 119

Approval No.

Extension No.

1. Trade name or mark of the device:
2. Manufacturer's name for the type of device:.....
3. Manufacturer's name and address:
4. If applicable, name and address of the manufacturer's representative:.....
.....
5. Submitted for approval on:
6. Technical service responsible for conducting approval tests:
7. Date of report issued by that service:
8. Number of report issued by that service:

9. Concise description:
Number and category(ies) of filament lamp(s):
Light source module: yes/no 2/
Light source module specific identification code:
Geometrical conditions of installation and relating variations,
if any:
10. Position of the approval mark:
11. Reason(s) for extension (if applicable):
12. Approval granted/extended/refused/withdrawn 2/
13. Place:
14. Date:
15. Signature:
16. The list of documents deposited with the Administrative Service which has granted approval is annexed to this communication and may be obtained on request.

1/ Distinguishing number of the country which has granted/extended/refused withdrawn approval (see approval provisions in the Regulation).

2/ Strike out what does not apply.

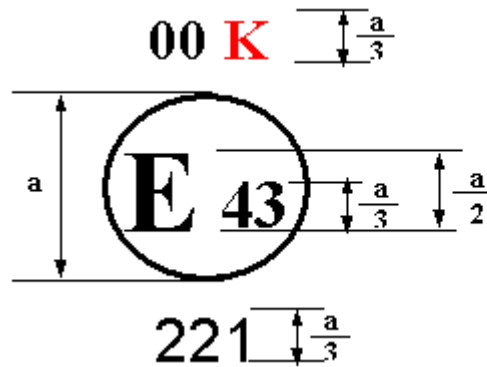
Annex 2

EXAMPLES OF ARRANGEMENTS OF APPROVAL MARKS

Figure 1

Marking for single lamps

Model A



a = 5 mm min.

The device bearing the approval mark shown above is a cornering lamp approved in Japan (E 43) pursuant to Regulation No. 119 under approval number 221. The approval number indicates that the approval was granted in accordance with the requirements of Regulation No. 119 in its original form.

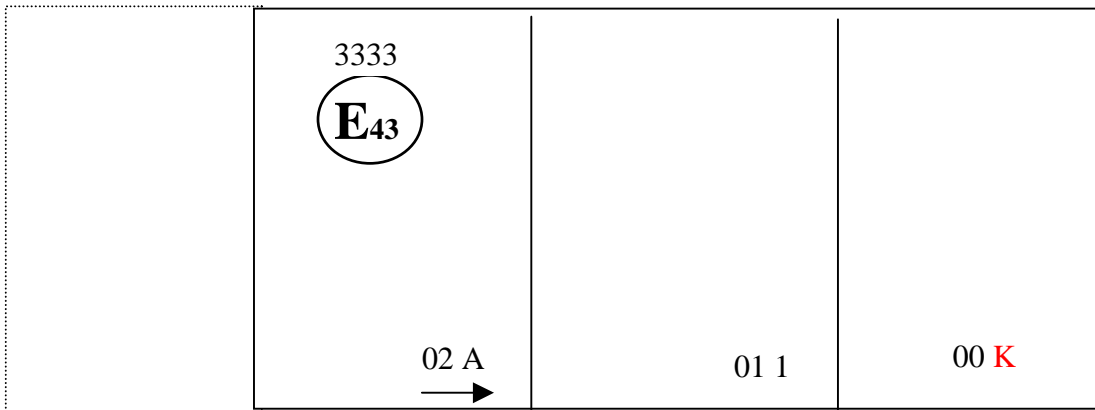
Note: The approval number and additional symbol shall be placed close to the circle and either above or below the letter "E" or to the left or right of that letter. The digits of the approval number and of the production serial number shall be on the same side of the letter "E" and face the same direction. The use of Roman numerals as approval numbers should be avoided so as to prevent any confusion with other symbols.

Figure 2

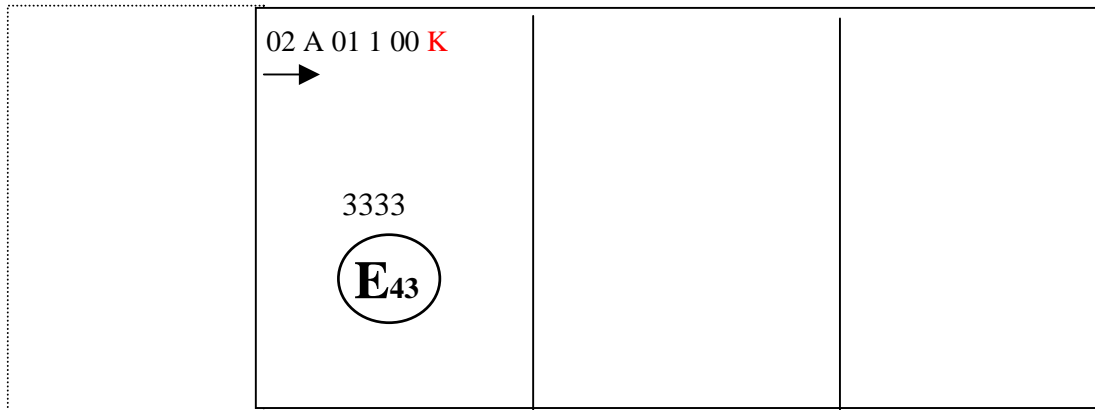
Simplified marking for
 grouped, combined or reciprocally incorporated lamps

(The vertical and horizontal lines schematize the shape of the light-signalling device.
 These are not part of the approval mark.)


Model B



Model C



Model D



Note: The three examples of approval marks, models B, C and D represent three possible variables for the marking of a lighting device when two or more lamps are part of the same assembly or grouped, combined or reciprocally incorporated lamps. This approval mark shows that the device was approved in Japan (E 43) under approval number 3333 and comprising:

A direction indicator lamp of category 1 approved in accordance with the 01 series of amendments to Regulation No. 6;

A front position lamp approved in accordance with the 02 series of amendments to Regulation No. 7;

A cornering lamp approved in accordance with the 00 series of amendments to Regulation No. 119.

Figure 3

Light source modules

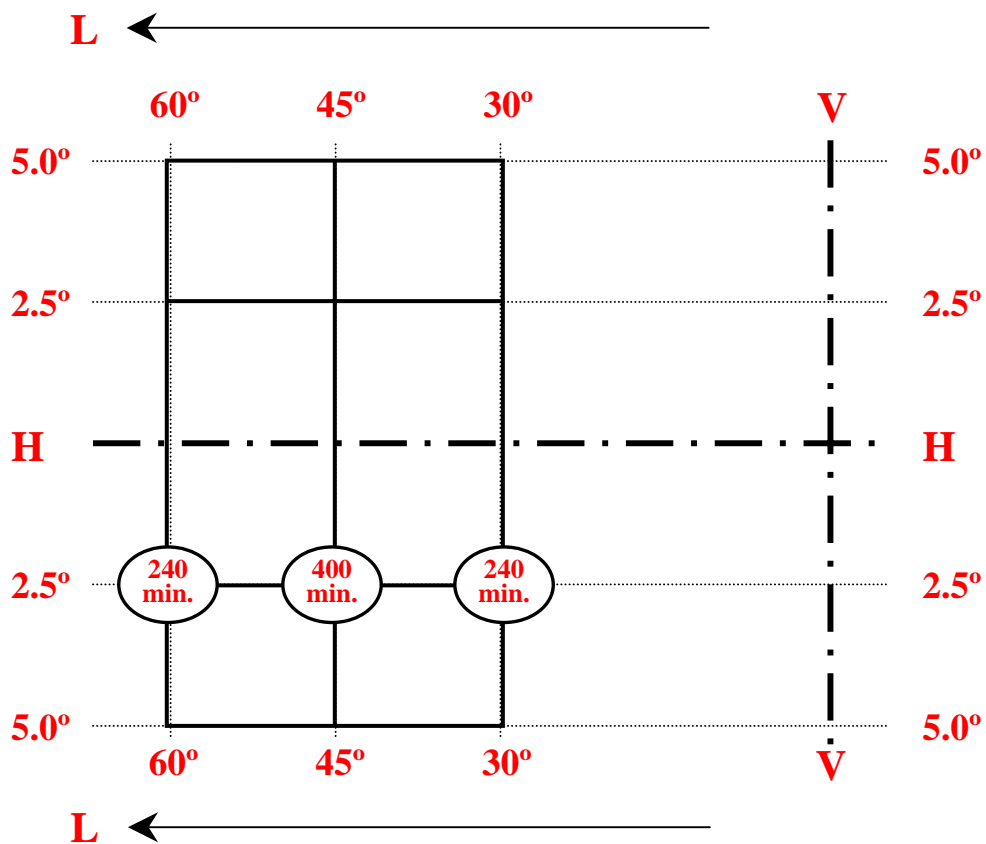
MD E3 17325

The light source module bearing the identification code shown above has been approved together with a lamp approved in Italy (E3) under approval number 17325.

Annex 3

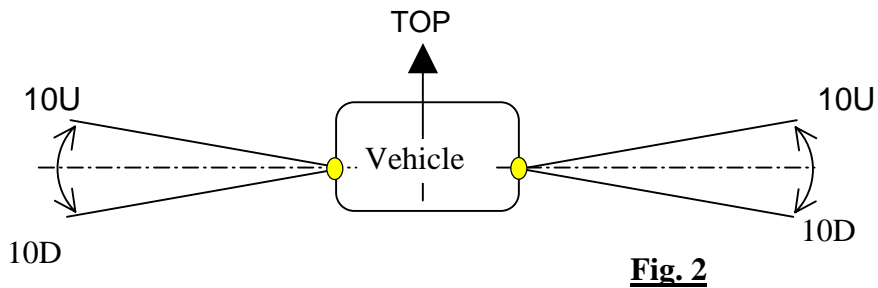
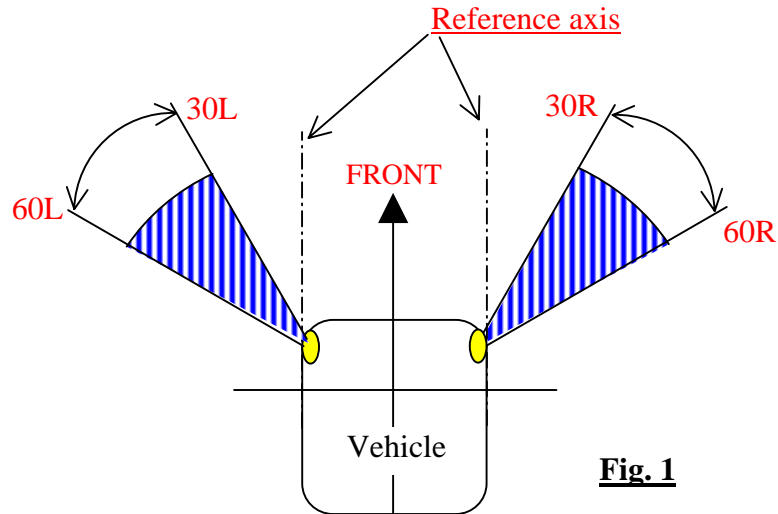
PHOTOMETRIC MEASUREMENTS

1. Measurement methods
 - 1.1. When photometric measurements are taken, stray reflections shall be avoided by appropriate masking.
 - 1.2. In the event that the results of measurements are challenged, measurements shall be taken in such a way as to meet the following requirements:
 - 1.2.1. the distance of measurement shall be such that the law of the inverse of the square of the distance is applicable;
 - 1.2.2. the measuring equipment shall be such that the angle subtended by the receiver from the reference centre of the light is between 10' and 1°;
 - 1.2.3. the intensity requirement for a particular direction of observation shall be satisfied if the required intensity is obtained in a direction deviating by not more than one quarter of a degree from the direction of observation.
2. Measuring points expressed in degrees of angle with the axis of reference



○ = Minimum intensity in cd
 Left-side lamp (L angle should be substituted for R angle for Right-side lamp)

2.1. Field of geometric visibility



2.1.1. The directions $H = 0^\circ$ and $V = 0^\circ$ correspond to the axis of reference. On the vehicle they are horizontal, parallel to the median longitudinal plane of the vehicle and oriented in the required direction of visibility. They pass through the centre of reference. The values shown in the table give, for the various directions of measurement, the minimum intensities in cd.

3. Photometric measurement of lamps equipped with several light sources

The photometric performance shall be checked:

3.1. For non-replaceable light sources (filament lamps and other):

with the light sources present in the lamp, in accordance with paragraph 7.1.1. of this Regulation.

3.2. For replaceable filament lamps:

when equipped with filament lamps at 6.75 V, 13.5 V or 28.0 V the luminous intensity values produced shall be corrected. The correction factor is the ratio between the reference luminous flux and the mean value of the luminous flux found at the voltage applied (6.75 V, 13.5 V or 28.0 V). The actual luminous fluxes of each filament lamp used shall not deviate more than " 5 per cent from the mean value. Alternatively a standard filament lamp may be used in turn, in each of the individual positions, operated at its reference flux, the individual measurements in each position being added together.

3.3. For any signalling lamp except those equipped with filament lamp(s), the luminous intensities, measured after one minute and after 30 minutes of operation, shall comply with the minimum and maximum requirements. The luminous intensity distribution after one minute of operation can be calculated from the luminous intensity distribution after 30 minutes of operation by applying at each test point the ratio of luminous intensities measured at HV after one minute and after 30 minutes of operation.

Annex 4

COLOUR OF WHITE LIGHT

(Trichromatic coordinates)

White:

Limit towards	blue	:	$x \geq 0.310$
Limit towards	yellow	:	$x \leq 0.500$
Limit towards	green	:	$y \leq 0.150 + 0.640x$
Limit towards	green	:	$y \leq 0.440$
Limit towards	purple	:	$y \geq 0.050 + 0.750x$
Limit towards	red	:	$y \geq 0.382$

- 1) For checking these colorimetric characteristics, a source of light at a colour temperature of 2,856 K, corresponding to illuminant A of the international commission (CIE), shall be used. For lamps equipped with non-replaceable light sources (filament lamps and other), the colorimetric characteristics should be verified with the light sources present in the lamp, in accordance with paragraph 7.1.1. of this Regulation.
- 2) The replaceable light source shall be subjected to the intensity, which produces the same colour as the illuminant A of the CIE.

Annex 5

MINIMUM REQUIREMENTS FOR CONFORMITY OF PRODUCTION
CONTROL PROCEDURES

1. GENERAL

1.1. The conformity requirements shall be considered satisfied from a mechanical and geometric standpoint, if the differences do not exceed inevitable manufacturing deviations within the requirements of this Regulation.

1.2. With respect to photometric performances, the conformity of mass-produced lamps shall not be contested if, when testing photometric performances of any lamp chosen at random and equipped with a standard filament lamp, or when the lamps are equipped with non-replaceable light sources (filament lamps or other), and when all measurements are made at 6.75 V, 13.5 V or 28.0 V respectively:

1.2.1. no measured value deviates unfavourably by more than 20 per cent from the values prescribed in this Regulation.

1.2.2. If, in the case of a lamp equipped with a replaceable light source and if results of the test described above do not meet the requirements, tests on lamps shall be repeated using another standard filament lamp.

1.3. The chromaticity coordinates shall be complied with when the lamp is equipped with a standard filament lamp, or for lamps equipped with non-replaceable light sources (filament lamps or other), when the colorimetric characteristics are verified with the light source present in the lamp.

2. MINIMUM REQUIREMENTS FOR VERIFICATION OF CONFORMITY BY THE MANUFACTURER

For each type of lamp the holder of the approval mark shall carry out at least the following tests, at appropriate intervals. The tests shall be carried out in accordance with the provisions of this Regulation.

If any sampling shows non-conformity with regard to the type of test concerned, further samples shall be taken and tested. The manufacturer shall take steps to ensure the conformity of the production concerned.

2.1. Nature of tests

Tests of conformity in this Regulation shall cover the photometric and colorimetric characteristics.

2.2. Methods used in tests

2.2.1. Tests shall generally be carried out in accordance with the methods set out in this Regulation.

2.2.2. In any test of conformity carried out by the manufacturer, equivalent methods may be used with the consent of the competent authority responsible for approval tests. The manufacturer is responsible for proving that the applied methods are equivalent to those laid down in this Regulation.

2.2.3. The application of paragraphs 2.2.1. and 2.2.2. requires regular calibration of test apparatus and its correlation with measurements made by a competent authority.

2.2.4. In all cases the reference methods shall be those of this Regulation, particularly for the purpose of administrative verification and sampling.

2.3. Nature of sampling

Samples of lamps shall be selected at random from the production of a uniform batch. A uniform batch means a set of lamps of the same type, defined according to the production methods of the manufacturer.

The assessment shall in general cover series production from individual factories. However, a manufacturer may group together records concerning the same type from several factories, provided these operate under the same quality system and quality management.

2.4. Measured and recorded photometric characteristics

The sampled lamp shall be subjected to photometric measurements for the minimum values at the points listed in Annex 4 and the chromaticity coordinates listed in Annex 5, provided for in the Regulation.

2.5. Criteria governing acceptability

The manufacturer is responsible for carrying out a statistical study of the test results and for defining, in agreement with the competent authority, criteria governing the acceptability of his products in order to meet the specifications laid down for verification of conformity of products in paragraph 9.1. of this Regulation.

The criteria governing the acceptability shall be such that, with a confidence level of 95 per cent, the minimum probability of passing a spot check in accordance with Annex 6 (first sampling) would be 0.95.

Annex 6

MINIMUM REQUIREMENTS FOR SAMPLING BY AN INSPECTOR

1. GENERAL

- 1.1. The conformity requirements shall be considered satisfied from a mechanical and a geometric standpoint, in accordance with the requirements of this Regulation, if any, if the differences do not exceed inevitable manufacturing deviations.
- 1.2. With respect to photometric performance, the conformity of mass-produced lamps shall not be contested if, when testing photometric performances of any lamp chosen at random and equipped with a standard filament lamp, or when the lamps are equipped with non-replaceable light sources (filament lamps or other), and when all measurements are made at 6.75 V, 13.5 V or 28.0 V respectively:
 - 1.2.1. no measured value deviates unfavourably by more than 20 per cent from the values prescribed in this Regulation.
 - 1.2.2. If, in the case of a lamp equipped with a replaceable light source and if results of the test described above do not meet the requirements, tests on lamps shall be repeated using another standard filament lamp.
 - 1.2.3. Lamps with apparent defects are disregarded.
- 1.3. The chromaticity coordinates shall be complied with when the lamp is equipped with a standard filament lamp, or for lamps equipped with non-replaceable light sources (filament lamps or other), when the colorimetric characteristics are verified with the light source present in the lamp.

2. FIRST SAMPLING

In the first sampling four lamps are selected at random. The first sample of two is marked A, the second sample of two is marked B.

- 2.1. The conformity is not contested
 - 2.1.1. Following the sampling procedure shown in Figure 1 of this annex the conformity of mass-produced lamps shall not be contested if the deviation of the measured values of the lamps in the unfavourable directions are:

2.1.1.1. sample A

A1:	one lamp	0 per cent
	one lamp not more than	20 per cent
A2:	both lamps more than	0 per cent
	but not more than	20 per cent
	go to sample B	

2.1.1.2. sample B

B1:	both lamps	0 per cent
-----	------------	------------

2.1.2. or, if the conditions of paragraph 1.2.2. for sample A are fulfilled.

2.2. The conformity is contested

2.2.1. Following the sampling procedure shown in Figure 1 of this annex the conformity of mass-produced lamps shall be contested and the manufacturer requested to make his production meet the requirements (alignment) if the deviations of the measured values of the lamps are:

2.2.1.1. sample A

A3:	one lamp not more than	20 per cent
	one lamp more than	20 per cent
	but not more than	30 per cent

2.2.1.2. sample B

B2:	in the case of A2	
	one lamp more than	0 per cent
	but not more than	20 per cent
	one lamp not more than	20 per cent
B3:	in the case of A2	
	one lamp	0 per cent
	one lamp more than	20 per cent
	but not more than	30 per cent

2.2.2. or, if the conditions of paragraph 1.2.2. for sample A are not fulfilled.

2.3. Approval withdrawn

Conformity shall be contested and paragraph 10 applied if, following the sampling procedure in Figure 1 of this annex, the deviations of the measured values of the lamps are:

2.3.1. sample A

A4: one lamp not more than 20 per cent
one lamp more than 30 per cent

A5: both lamps more than 20 per cent

2.3.2. sample B

B4: in the case of A2
one lamp more than 0 per cent
but not more than 20 per cent
one lamp more than 20 per cent

B5: in the case of A2
both lamps more than 20 per cent

B6: in the case of A2
one lamp 0 per cent
one lamp more than 30 per cent

2.3.3. or, if the conditions of paragraph 1.2.2. for samples A and B are not fulfilled.

3. REPEATED SAMPLING

In the cases of A3, B2, B3 a repeated sampling, third sample C of two lamps and fourth sample D of two lamps, selected from stock manufactured after alignment, is necessary within two months' time after the notification.

3.1. The conformity is not contested

3.1.1. Following the sampling procedure shown in Figure 1 of this annex the conformity of mass-produced lamps shall not be contested if the deviations of the measured values of the lamps are:

3.1.1.1. sample C

C1:	one lamp	0 per cent
	one lamp not more than	20 per cent
C2:	both lamps more than	0 per cent
	but not more than	20 per cent
	go to sample D	

3.1.1.2. sample D

D1:	in the case of C2	
	both lamps	0 per cent

3.1.2. or, if the conditions of paragraph 1.2.2. for sample C are fulfilled.

3.2. The conformity is contested

3.2.1. Following the sampling procedure shown in Figure 1 of this annex the conformity of mass-produced lamps shall be contested and the manufacturer requested to make his production meet the requirements (alignment) if the deviations of the measured values of the lamps are:

3.2.1.1. sample D

D2:	in the case of C2	
	one lamp more than	0 per cent
	but not more than	20 per cent
	one lamp not more than	20 per cent

3.2.1.2. or, if the conditions of paragraph 1.2.2. for sample C are not fulfilled.

3.3. Approval withdrawn

Conformity shall be contested and paragraph 10 applied if, following the sampling procedure in Figure 1 of this annex, the deviations of the measured values of the lamps are:

3.3.1. sample C

C3:	one lamp not more than	20 per cent
	one lamp more than	20 per cent
C4:	both lamps more than	20 per cent

3.3.2. sample D

D3:	in the case of C2	
	one lamp 0 or more than	0 per cent
	one lamp more than	20 per cent

3.3.3. or, if the conditions of paragraph 1.2.2. for samples C and D are not fulfilled.

Figure 1

